



PEUGEOT 3008

PRICES, EQUIPMENT AND TECHNICAL SPECIFICATIONS

Version 2.4.1 - 1st July 2022

2022.5 Model Year (F4)

HYBRID HYBRID 4



PEUGEOT 3008 models come with the following equipment as standard:

Safety and Security

- ABS (Anti-lock Braking System) with REF (Electronic Braking Distribution) and AFU (Emergency Braking Assistance)
- Airbags
 - Adaptive driver and front passenger airbags (includes passenger airbag deactivation function)
 - Driver and front passenger side airbags
 - Front and rear curtain airbags
- Alarm (perimetric, volumetric & anti lift)
- Automatic door locking when moving off
- Automatic hazard light activation upon heavy brake application
- Cruise control and Speed Limiter with intelligent speed adaption
- DAA1 (Driving timer alert system)
- DSC (Dynamic Stability Control) and ASR (Electronic Anti-skid System)
- Electric child locking functionality on rear windows and doors
- Electronic code immobiliser
- Extended traffic sign recognition
- Exterior temperature indicator with ice warning
- Front optimised safety headrests and rear retractable headrests (x3), height-adjustable.
- Front three-point retractable seatbelts, height-adjustable, with pre-tensioners and force limiters
- Front ventilated disc brakes, rear disc brakes
- Gear Shift Indicator
- Headlights left on audible warning
- Horn - single tone
- Isofix child seat fittings (x3) in the front passenger and outer rear seats
- Lane departure warning
- Puncture Repair Kit including compressor, sealant cartridge and towing eye
- Rear three-point retractable seatbelts (x3), with pre-tensioners and force limiters in the outer rear seats
- Safety Pack
 - Lane Keeping Assist with road edge (LKA road edge)
 - Advanced emergency braking system (V-AEB with video camera)
 - Front collision warning
- Seatbelt not fastened audible and visual alert for front seats
- Seatbelt unfastened on the move audible and visual alert for front and rear seats
- Speed limit recognition and recommendation
- Visibility Pack
 - Automatic lights
 - Automatic wipers
 - Automatic follow me home lighting

Comfort and Convenience

- Automatic and dual-zone diffusion air-conditioning system
- Central front armrest with butterfly-wing opening, Tramontane double stitching and illuminated storage compartment
- Dark tinted rear side windows and tailgate window
- Electric and heated door mirrors
- Electric parking brake (includes hill assist)
- Electric power steering with reach and rake-adjustable steering column
- Front central console with two cup-holders
- Front interior light with reading spotlights (x2) and rear interior light with reading spotlights (x2) with timer
- Front windscreen wiper with "Magic Wash" cleaning system
- Grab handles (x4), retractable with damping
- Hands free start system (keyless start)
- Heated rear windscreen with integrated antenna
- Illuminated glove box
- Map pockets on front seat backs
- Mechanical height-adjustable front seats
- Multifunction trip computer
- PEUGEOT i-Cockpit®:
 - Configurable 12.3" head-up digital instrument panel
 - 8.0" capacitive touchscreen
 - Compact multi-function leather steering wheel
- One-touch electric front and rear windows with pinch protection
- Rear centre console ventilation system
- Rear coat hooks (x2)
- Rear windscreen wiper triggered automatically in reverse gear
- Remote central locking (two remotes)
- Two-position boot floor - unavailable on HYBRID versions



In Car Entertainment

- Bi-Tuner radio including DAB
- Bluetooth® telephone facility
- USB socket
- 6-speaker radio, MP3 compatible
- 12V sockets (x3) (dashboard, rear cabin and load area)

Exterior Features

- Body-colour exterior door handles
- Body-colour rear spoiler with stainless steel edging trim
- Body protectors (wheel arches + protection at bottom of doors) in black
- Chrome rear bumper fascia
- Chrome frameless 'Classic' grille
- Door mirror covers: Diamond Black
- Gloss black B and C pillar and aerodynamic deflector trim
- Gloss black strip rear cluster connecting strip
- Gloss black front bumper air scoops
- Metallic Paint - Celebes Blue
- Roof - body colour
- Side window trim: black rubber
- Stainless steel roof arch trim

Exterior Lighting and Visibility

- Eco LED headlights
- 'Saber style' LED Daytime running lights with integrated LED indicators
- LED side indicator lights integrated into door mirrors
- LED rear number plate lighting
- LED rear lights including reversing lights, scrolling indicators and PEUGEOT '3 Claw Effect' light signature (with daylight function)

Interior Features

- Blue ambient lighting for central connecting zone
- 'Brumeo' fabric trimmed door armrests
- Dashboard, front and rear door panels finish - carbon effect
- Flocked glove box interior
- Fabric Trim 'Mistral 'Meco' with 'Goa' stitching
- Roof lining - light grey
- Satin chrome dashboard trim
- Satin chrome digital instrument panel trim
- Satin chrome interior door handles
- Satin chrome 'Scorpion's Tail' and toggle switch trim



3008 ACTIVE PREMIUM + / ALLURE PREMIUM + - 'Classic' Grille in Chrome



3008 GT / GT PREMIUM - 'Dynamic' Grille in Chrome



3008 GT with 'Black Pack' - 'Dynamic' Grille in Satin Black



3008 GT 1.5L BlueHdi 130 EAT8 in Ultimate Red with optional 'Black Pack'

Due to the ongoing worldwide shortage of components affecting all industries, specification on vehicles may vary. This could include but not limited to items such as Parking Sensors, Wireless Charging Plate, and Smart Electric Tailgate. Please contact your Retailer for the latest information.



ACTIVE PREMIUM +

HYBRID

Safety and Security

- Advanced Emergency Braking System (V-AEB with Video Camera)
- Cruise Control & Speed Limiter with Intelligent Speed Adaption (ISA)
- Driving Time Warning
- Extended Traffic Sign Recognition (ETSR)
- Front Collision Warning (FCW)
- Lane Keeping Assist with Road Edge Detection

Comfort and Convenience

- 180° Colour Reversing Camera
- Dark tinted Rear Window and Rear Side Windows
- Heated, Electric and Power Folding Door Mirrors
- Keyless Push Button Start
- Visibility Pack featuring Automatic Lights and Wipers

Interior Features

- Automatic and dual-zone diffusion air-conditioning system
- Aluminium Front Door Sills and Pedals
- Electrochrome Rear View Mirror
- Seating
 - Mistral 'Meca' cloth seat trim with 'Goa' top stitching
 - Height adjustable driver and passenger seats
 - Individual left and right controls located in boot for rear seat folding

Exterior Features

- 18" 'Detroit' Storm Grey Diamond Cut Alloy Wheels
- Aluminium Roof Rails
- ECO LED Headlights
- 'Tooth' style LED Daytime Running Lights with integrated indicators

In Car Entertainment

- 8" High Definition Capacitive Touchscreen
- Bi-Tuner, 4 Speakers & 2 Tweeters, USB
- Bluetooth
- Multifunction Steering Wheel
- Mirror Screen®:
 - Apple CarPlay™
 - Android Auto

Hybrid Versions - Additional Specification

- 3.7kW Monophase Onboard Charger
- 6 metre Mode 3 Type 2 Cable for Wallbox Charging
- 'HYBRID' emblems on front wings and tailgate
- Advanced Emergency Braking (AEBS3) incorporating video camera and radar
- 'Frameless' Electrochrome Rear View Mirror
- Half Leather effect trim with Mistral 'Colyn' cloth seat trim and Mint Green Stitching
- Lumbar adjustment on Driver's seat
- 10" High Definition Capacitive Touchscreen
- Connected 3D Navigation*
 - TomTom® Live updates (3 year subscription)^
 - SpeedCam / Danger Zones (3 year subscription)^
 - Voice recognition (radio, navigation and telephony features)
- PEUGEOT SOS & Assistance

*Additional terms and conditions apply to Connected Services, including customer acceptance of location sharing prior to activation.

^Subject to subscription - after you have taken delivery of your vehicle, please subscribe on:
<https://services-store.peugeot.co.uk/>



ALLURE PREMIUM + ACTIVE PREMIUM + specification plus

HYBRID HYBRID 4

Safety and Security

- High Beam Assist (HBA)
- Two Tone Horn

Comfort and Convenience

- PEUGEOT Open & Go (Keyless Entry & Push Button Start)

Interior Features

- LED interior lighting
- Blue ambient lighting to front door panels
- Footwell lighting
- Dashboard, front and rear door panel finish: 'Brumeo' fabric
- Satin chrome front door panel recess trim
- Seating
 - Half Leather effect trim with Mistral 'Colyn' cloth seat trim and 'Mint Green' stitching
 - Lumbar adjustment on Driver's seat
 - Flat Folding front Passenger seat
 - Rear bench seat with central armrest and ski hatch
 - Individual left and right controls located in boot for rear seat folding

In Car Entertainment

- 10" High Definition Capacitive Touchscreen
- Connected 3D Navigation*
 - TomTom® Live updates (3 year subscription)^
 - SpeedCam / Danger Zones (3 year subscription)^
 - Connection via tethering of user Smartphone, on HYBRID versions and on GT/GT Premium trims connection automatic through PEUGEOT Connect
- Voice recognition (radio, navigation and telephony features)

Exterior Features

- 'Black Diamond' Roof
- Door and Sill Protectors in Black Plastic with Polished Stainless Steel detailing



3008 'ALLURE PREMIUM +' - 10.0" HD Colour Touchscreen, Half Mistral leather effect with 'Colyn' cloth seat trim



GT
ALLURE PREMIUM + specification plus

HYBRID HYBRID 4

Safety and Security

- Drive Assist Pack (Manual Versions)
 - Adaptive Cruise Control
 - Advanced Emergency Braking System (AEBS3 with video camera + radar)
 - Front Collision Warning
- Drive Assist Plus Pack: (EAT8 Automatic & Hybrid Versions)
 - Adaptive Cruise Control with Stop & Go
 - Advanced Emergency Braking System (AEBS3 with video camera + radar)
 - Front Collision Warning
 - Lane Positioning Assist
- PEUGEOT Connect SOS & Assistance

In Car Entertainment

- Rear Passenger USB charging sockets (x2) (type A)

Exterior Features

- 18" Detroit Gloss Black Alloy Wheels
- Twin 'exhaust effect' chrome trim
- Chrome window line trim
- 'GT' emblems (front wings and tailgate) - **excluding HYBRID versions**

Exterior Lighting and Visibility

- Full LED headlights with static corner lighting and Daytime Running Light extension
- Fog Mode - LED headlights operate on low beam with reduced intensity when rear fog lights are activated

Interior Features

- Frameless Electrochrome Rear View Mirror
- Blue Ambient Lighting to front central cup holders
- Grey 'Grevat Alcantara' dashboard and door panel inserts
- Aikinite contrast stitching to central armrest, gear lever gaiter and dashboard fascia
- Flocked front door pocket interior with blue ambient lighting
- Mistral floor mats with Aikinite contrast stitching
- Mistral full grain perforated leather steering wheel with Aikinite stitch detail and satin chrome 'GT' emblem
- Roof lining and windscreen pillars - Mistral black
- Seating
 - Mistral 'Belomka' cloth and leather effect seat trim
 - Aluminium pedals



3008 GT 1.2L PureTech 130 in Vertigo Blue with optional 'Black Pack'



3008 GT PREMIUM HYBRID4 300 in Nimbus Grey with optional 'Black Pack'

GT Premium - STOCK ONLY
GT specification plus

HYBRID HYBRID 4

Comfort and Convenience

- Front & Rear Parking Sensors

Interior Features

- Seating
 - Mistral Alcantara® and leather effect seat trim
- FOCAL® tweeter speaker grilles in 'belem bronze' metal effect finish

In Car Entertainment

- FOCAL® premium HIFI speaker system, 515 watts, 4 Speakers, 4 Tweeters, Central Speaker, Sub-woofer and 12 channel digital amplifier. Includes acoustic laminated front side windows (excluding HYBRID versions)

Exterior Features

- 19" 'San Francisco' Matt Onyx Black diamond cut alloy wheels



3008 GT PREMIUM HYBRID 225 - Half Mistral leather effect with Mistral Alcantara®

* STOCK ONLY	ENGINE	Fuel	HP	TITRE CODE (DIALOG DESCRIPTION)	CO ₂ g/km	BASIC MRRP	VAT (£)	TOTAL MRRP	OTR COSTS	ON THE ROAD MRRP	P11D VALUE (£)	PHEV Electric Range Miles (EAER) ^{>>}	2022/23 BIK %	*Indicative 2022/23 BIK £/mth @ 20%	*Indicative 2022/23 BIK £/mth @ 40%
ACTIVE PREMIUM + 	1.2L PureTech 130 S&S * 6-speed manual	Petrol	131	1PP8SYLM6KTOA0F4 (3008 ACTP+ PT130)	139	23,666.67	4,733.33	28,400.00	1,035.00	29,435.00	29,150.00	-	32%	155.47	310.93
	1.2L PureTech 130 EAT8 S&S 8-speed Efficient Automatic Transmission	Petrol	131	1PP8SYLM61TOA0G0 (3008 ACTP+ PT130A)	146	25,000.00	5,000.00	30,000.00	1,035.00	31,035.00	30,750.00	-	34%	174.25	348.50
	1.5L BlueHdi 130 S&S * 6-speed manual	Diesel	131	1PP8SYLMKKT0A0F4 (3008 ACTP+ BHD1130)	130	25,233.33	5,046.67	30,280.00	995.00	31,275.00	31,030.00	-	31%	160.32	320.64
	1.5L BlueHdi 130 EAT8 S&S 8-speed Efficient Automatic Transmission	Diesel	131	1PP8SYLP41TOA0G0 (3008 ACTP+ BHD1130A)	136	26,625.00	5,325.00	31,950.00	1,035.00	32,985.00	32,700.00	-	32%	174.40	348.80
	HYBRID 225 e-EAT8	Hybrid	225	1PP8SYMKNKAT0A0F4 (3008 ACTP+ HYB225A)	31	30,312.50	6,062.50	36,375.00	805.00	37,180.00	37,125.00	39	12%	74.25	148.50
ALLURE PREMIUM + 	1.2L PureTech 130 S&S * 6-speed manual	Petrol	131	1PP8SYQM6KTOA0F4 (3008 ALLP+ PT130)	140	25,583.33	5,116.67	30,700.00	1,035.00	31,735.00	31,450.00	-	33%	172.98	345.95
	1.2L PureTech 130 EAT8 S&S 8-speed Efficient Automatic Transmission	Petrol	131	1PP8SYQM61TOA0F4 (3008 ALLP+ PT130A)	146	26,916.67	5,383.33	32,300.00	1,035.00	33,335.00	33,050.00	-	34%	187.28	374.57
	1.5L BlueHdi 130 S&S * 6-speed manual	Diesel	131	1PP8SYQMKKT0A0F4 (3008 ALLP+ BHD1130)	130	27,150.00	5,430.00	32,580.00	995.00	33,575.00	33,330.00	-	31%	172.21	344.41
	1.5L BlueHdi 130 EAT8 S&S 8-speed Efficient Automatic Transmission	Diesel	131	1PP8SYQMK1TOA0F4 (3008 ALLP+ BHD1130A)	136	28,450.00	5,690.00	34,140.00	1,035.00	35,175.00	34,890.00	-	32%	186.08	372.16
	HYBRID 225 e-EAT8	Hybrid	225	1PP8SYSNKAT0A0F4 (3008 ALLP+ HYB225A)	31	31,562.50	6,312.50	37,875.00	805.00	38,680.00	38,625.00	39	12%	77.25	154.50
	HYBRID4 300 e-EAT8	Hybrid	300	1PP8SYSNK2TOA0F4 (3008 ALLP+ HYB300A)	29	35,729.17	7,145.83	42,875.00	805.00	43,680.00	43,625.00	39	12%	87.25	174.50
GT 	1.2L PureTech 130 S&S * 6-speed manual	Petrol	131	1PP8SYTM6KTOA0F4 (3008 GT PT130)	140	27,083.33	5,416.67	32,500.00	1,035.00	33,535.00	33,250.00	-	33%	182.88	365.75
	1.2L PureTech 130 EAT8 S&S 8-speed Efficient Automatic Transmission	Petrol	131	1PP8SYTM61TOA0F4 (3008 GT PT130A)	147	28,416.67	5,683.33	34,100.00	1,035.00	35,135.00	34,850.00	-	34%	197.48	394.97
	1.5L BlueHdi 130 S&S * 6-speed manual	Diesel	131	1PP8SYTMKKT0A0F4 (3008 GT BHD1130)	131	28,616.67	5,723.33	34,340.00	1,035.00	35,375.00	35,090.00	-	31%	181.30	362.60
	1.5L BlueHdi 130 EAT8 S&S 8-speed Efficient Automatic Transmission	Diesel	131	1PP8SYTMK1TOA0F4 (3008 GT BHD1130A)	136	29,950.00	5,990.00	35,940.00	1,035.00	36,975.00	36,690.00	-	32%	195.68	391.36
	HYBRID 225 e-EAT8	Hybrid	225	1PP8SYUNKAT0A0F4 (3008 GT HYB225A)	31	33,062.50	6,612.50	39,675.00	805.00	40,480.00	40,425.00	39	12%	80.85	161.70
	HYBRID4 300 e-EAT8	Hybrid	300	1PP8SYUNK2TOA0F4 (3008 GT HYB300A)	30	37,229.17	7,445.83	44,675.00	805.00	45,480.00	45,425.00	40	8%	60.57	121.13
GT PREMIUM 	1.2L PureTech 130 EAT8 S&S * 8-speed Efficient Automatic Transmission	Petrol	131	1PP8SYVM61TOA0F4 (3008 GTP PT130A)	146	30,000.00	6,000.00	36,000.00	1,035.00	37,035.00	36,750.00	-	34%	208.25	416.50
	1.5L BlueHdi 130 EAT8 S&S * 8-speed Efficient Automatic Transmission	Diesel	131	1PP8SYVMK1TOA0F4 (3008 GTP BHD1130A)	136	31,533.33	6,306.67	37,840.00	1,035.00	38,875.00	38,590.00	-	32%	205.81	411.63
	HYBRID 225 e-EAT8 *	Hybrid	225	1PP8SYZKNKAT0A0F4 (3008 GTP HYB225A)	32	34,645.83	6,929.17	41,575.00	805.00	42,380.00	42,325.00	38	12%	84.65	169.30
	HYBRID4 300 e-EAT8 *	Hybrid	300	1PP8SYZKN2TOA0F4 (3008 GTP HYB300A)	30	38,812.50	7,762.50	46,575.00	805.00	47,380.00	47,325.00	39	12%	94.65	189.30

CO₂ figures, P11D values, BIK%, BIK£ and MRRP pricing shown above are for a standard vehicle without any additional optional equipment. CO₂ figures are used to calculate Vehicle Excise Duty (VED) for the first registration of the vehicle and BIK%. The addition of optional extras could increase the certified CO₂ emission output. This in turn may affect the amount of VED payable upon registration, and, for company car drivers, the amount of Benefit in Kind (BIK) tax payable. Cars with a list price over £40,000 at first registration will pay an additional rate of £355 per year on top of annual tax 'standard rate', for five years from the start of the second licence, before returning to standard rate. (List price includes all factory options but excludes first year VED and first registration fee)

For further information on CO₂ and pricing for vehicles with optional equipment, please visit www.peugeot.co.uk and configure your chosen vehicle with your preferred options.

*Indicative monthly BIK amounts are calculated by taking the P11D of a standard factory built vehicle without the addition of any optional equipment. This is then multiplied by the income tax rate (20 or 40%) giving an annual amount. This figure is then divided by 12 to reach a monthly amount. The figures quoted are for guidance only. For further information on company car tax comparisons please visit www.compare.peugeot.co.uk/company-car-tax.

^{>>} Plug-in Hybrid Electric Vehicle Range (EAER) for standard specification without factory fitted options. Factory fitted options may reduce Electric Vehicle Range.

The fuel consumption or electric range achieved, and CO₂ produced (where applicable), in real world conditions will depend upon a number of factors including, but not limited to: the accessories fitted (pre and post registration); the starting charge of the battery (PHEV only); variations in weather; driving styles and vehicle load. The plug-in hybrid range requires mains electricity for charging. The WLTP (Worldwide Harmonised Light Vehicles Test Procedure) is used to measure fuel consumption, electric range and CO₂ figures. 'On the Road' MRRP includes registration plates and delivery to retailer (including VAT), 12 months' Vehicle Excise Duty and new vehicle registration fee of £55. Excludes fuel and insurance.

Figures shown are for comparison purposes and should only be compared to the fuel consumption, electric range and CO₂ values of other cars tested to the same technical standard.

Due to the ongoing worldwide shortage of components affecting all industries, specification on vehicles may vary. This could include but not limited to items such as Parking Sensors, Wireless Charging Plate, and Smart Electric Tailgate. Please contact your Retailer for the latest information.

All information and prices correct at time of publication, but are subject to change at any time without prior notice (which may occur as a result of matters including, but not limited to, any changes in legislation and/or any changes by the government).

PEUGEOT 3008 - Options

Standard								
Optional		ACTIVE PREMIUM +	ALLURE PREMIUM +	GT	GT PREMIUM <small>Stock only</small>	Basic RRP £ Excluding VAT	VAT @ 20%	Total RRP £ Including VAT
Unavailable								
PAINT								
Metallic paint - Celebes Blue (M05V)	M05V	●	●	●	●	0.00	0.00	0.00
Metallic paint - Cumulus Grey (M0F4), Nimbus Grey (M0V1), Nero Black (M09V)	MO...	○	○	○	○	500.00	100.00	600.00
Pearlescent paint - Pearlescent White (M6N9) & Vertigo Blue* (M65M)	M6...	○	○	○	○	625.00	125.00	750.00
<small>* Stock Only</small>								
Varnish paint - Ultimate Red (M5F3)	M5...	○	○	○	○	625.00	125.00	750.00
Black Diamond® Roof (not available in conjunction with Nero Black Metallic Paint)	JD20	-	●	●	●	250.00	50.00	300.00
SAFETY AND SECURITY								
Night Vision -Not available on 6-speed manual GT versions	N101	-	-	○ (EAT8 & HYBRID)	○	1,083.33	216.67	1,300.00
Safety Pack - Advanced Emergency Braking System (V-AEB with video camera) and Front Collision Warning (FCW)	ZVH5	●	-	-	-	0.00	0.00	0.00
Safety Plus Pack Safety Pack + - Lane Keeping Assist with road edge (LKA road edge) - Driver Attention Alert level 3 (DAA3) - High Beam Assist (HBA) (includes Advanced Emergency Braking System (AEB53 with video camera + radar) and Framless Electrochrome Rear View Mirror on Allure & Allure Premium HYBRID versions only)	ZVHO (exc Hybrid) ZVHP (Hybrid)	-	●	-	-	0.00	0.00	0.00
Drive Assist Pack in conjunction with Safety Plus Pack (see above) - ACC 30 (Adaptive Cruise Control with speed reduction to 30km/h) (Manual Transmission only) - Advanced Emergency Braking System (AEB53 with video camera + radar) - Front Collision Warning (FCW)	ZVH5 (Allure Premium + Manual) ZVHT (GT manual)	-	-	● (Manual)	-	333.33	66.67	400.00
Drive Assist Plus Pack in conjunction with Safety Plus Pack (see above) - ACC Stop & Go (Adaptive Cruise Control with Stop function) (EAT8) - Advanced Emergency Braking System (AEB53 with video camera + radar) - Front Collision Warning (FCW) - Lane Positioning Assist (LPA)	ZVHU (Allure Premium + EAT8) ZVHV (Allure Premium + HYBRID)	-	-	● (EAT8 & HYBRID)	●	500.00	100.00	600.00
Advanced Grip Control® with 4 Grip Modes: Normal, Sand, Mud, Snow. No change to alloy wheel size, includes 18" 'Los Angeles' alloy wheel Also includes Goodyear 225/55 R18 102 V Tyres - (3PMSF A-class) <small>Not available with 'Black Pack'</small>	UF02	-	○ (exc. HYBRID)	○ (exc. HYBRID)	-	391.67	78.33	470.00
Advanced Grip Control® with 4 Grip Modes: Normal, Sand, Mud, Snow. Reduces alloy wheel size to 18" 'Los Angeles' Also includes Goodyear 225/55 R18 102 V Tyres - (3PMSF A-class) <small>Not available with 'Black Pack'</small>	UF02	-	-	-	○ (exc. HYBRID)	216.67	43.33	260.00
Space Saver Spare Wheel & Tool Kit (not available on HYBRID versions)	Retailer Supplied Accessory	○	○	○	○	159.17	31.83	191.00
COMFORT AND CONVENIENCE								
Visio Park 2: 360° Colour camera system + automated parking assistance (parallel and bay parking)	WY18	-	-	-	○	375.00	75.00	450.00
INTERIOR FEATURES								
Driver & Passenger Seat Pack - includes heated front seats and manual longitudinal adjustment to cushion nose. <small>Driver Seat:</small> 8-way electric adjustment, 2 position memory function, multi-point massage function, electric lumbar adjustment. Awarded ADR (Active Cleverer Ruckler) seat of approval. <small>Passenger Seat:</small> Electric adjustment of seat base angle	WAC1	-	-	○	○	583.33	116.67	700.00
Nappa Mistral leather trim** with Tramontane stitching. Includes heated front seats (WABA) and floor mats. <small>Allure only:</small> includes Brumeo Fabric trim on dashboard and door panels with chrome trim on front door panels, blue ambient lighting on front door panels and cup-holders, and front footwell lighting	8DFX	-	○	-	-	1,083.33	216.67	1,300.00
Nappa Mistral leather trim** with Tramontane stitching. 'Grey Alcantara™' trim on dashboard and door panel inserts (GT), 'Dark Lime Wood' trim on dashboard and door panel inserts (GT Premium) Includes Driver and Passenger Seat Pack option (WAC1)	8DFX	-	-	○	○	1,416.67	283.33	1,700.00
Nappa Red leather® trim** with Aikinite stitching. 'Dark Lime Wood' trim on dashboard and door panel inserts Includes Driver and Passenger Seat Pack option (WAC1) <small>* Stock Only</small>	8DFJ	-	-	○	○	1,666.67	333.33	2,000.00
IN CAR ENTERTAINMENT								
3D Connected Navigation® with voice recognition and 10" High Definition Capacitive Touch Screen. Includes 3 year subscription of TomTom Live services, including SpeedCam/Danger Zones** NOTE: Connection only via tethering of user Smartphone on Petrol or Diesel versions of Active Premium +, Allure Premium + trims. Connection automatic via 'PEUGEOT Connect' on all HYBRID versions and GT / GT Premium trims.	WL14	○ (Petrol/Diesel) ● (HYBRID)	●	●	●	666.67	133.33	800.00
FOCAL® Premium 10 Speaker HiFi System , 515 watts, 4 Speakers, 4 Tweeters, Central Speaker, Sub-woofer and 12 channel digital amplifier. Includes acoustic laminated front side windows on PureTech & BlueHDI versions.	UN02	-	-	○	●	491.67	98.33	590.00
EXTERIOR FEATURES								
'Black Pack' - Radiator grille, front and rear Lion, '3008' on soft nose, 'Peugeot' lettering on tailgate and GT emblems finished in Satin Black - Gloss black lower front bumper trim - Gloss black roof arch trim and satin black longitudinal roof rails - Deletion of chrome window line trim and polished stainless steel inserts from door and sill protection panels - 19" Onyx Black Gloss 'Washington' alloy wheels with Black Mist varnish (PureTech & BlueHDI only) - 19" Matt Onyx Black 'San Francisco' alloy wheels with Black Mist varnish (HYBRID only) - Gloss black rear bumper strip Note: 'Black Pack' not compatible with optional Grip Control	KK01	-	-	○	○	333.33	66.67	400.00
Panoramic opening glass roof , with electric interior blind and blue lighting	OK02	-	○ (HYBRID only)	○	○	750.00	150.00	900.00
Tow bar , detachable without tools, includes ESP with TSM (Trailer Sway Mitigation system) and 13 pin plug	AQ01	○	○	○	○	458.33	91.67	550.00
PLUG IN HYBRID								
7.4kW Monophase on board charger (HYBRID versions only)	LZ02	○	○	○	○	250.00	50.00	300.00

** Some surfaces contain artificial leather
 *** Additional terms and conditions apply to connected services, including customer acceptance of location sharing prior to activation.
 ^Subject to subscription - after you have taken delivery of your vehicle, please subscribe on: <https://services-store.peugeot.co.uk/>

		ACTIVE PREMIUM +	ACTIVE PREMIUM + HYBRID & ALLURE PREMIUM +		GT	GT PREMIUM	GT & GT PREMIUM	
Upholstery		Mistral 'Meco' cloth seat trim	Half Mistral leather effect with 'Colyn' cloth seat trim	Mistral Nappa leather trim (excluding Active Premium)	Half Mistral leather effect with 'Belomka' cloth seat trim	Half Mistral leather effect with Mistral Alcantara® seat trim	Mistral Nappa leather trim	Red Nappa leather trim <i>(stock only)</i>
Top-stitching		'Goa'	'Mint Green'	'Tramontane'	'Aikinite'	'Aikinite'	'Tramontane'	'Aikinite'
Carpets / Roof-lining		Mistral black / Salin Light grey	Mistral black / Salin Light grey		Mistral black / Mistral black			
METALLIC PAINT								
Celebes Blue	M0SY	●	●	●	●	●	●	●
Cumulus Grey	M0F4	○	○	○	○	○	○	○
Nimbus Grey	M0VL	○	○	○	○	○	○	○
Nera Black	M09V	○	○	○	○	○	○	○
PREMIUM PAINT								
Vertigo Blue <i>(Stock only)</i>	M6SM	○	○	○	○	○	○	○
Pearlescent White	M6N9	○	○	○	○	○	○	○
VARNISH PAINT								
Ultimate Red	M5F3	○	○	○	○	○	○	○
BLACK DIAMOND ROOF*								
Nera Black	JD20		● (ALLURE PREMIUM + only)		●			



Celebes Blue



Cumulus Grey



Nimbus Grey



Nera Black



Ultimate Red



Vertigo Blue



Pearlescent White

PEUGEOT 3008 - Upholstery Options

	ACTIVE PREMIUM +	ALLURE PREMIUM + & ACTIVE PREMIUM + HYBRID 225	ALLURE PREMIUM +	GT	GT PREMIUM	GT & GT PREMIUM	
Upholstery	Mistral 'Meco' cloth seat trim	Half Mistral leather effect with 'Colyn' cloth seat trim	Mistral Nappa leather trim	Half Mistral leather effect with 'Belomka' cloth seat trim	Half Mistral leather effect with Mistral Alcantara® seat trim	Mistral Black Nappa leather trim	Red Nappa leather trim <i>(Stock only)</i>
Trim Code	47FX	48FQ	8DFX	73FH	0JFI	8DFX	8DFJ
Top-stitching	'Goo'	'Mint Green'	'Tramontane' Grey	'Aikinite' Copper	'Aikinite' Copper	'Tramontane' Grey	'Aikinite' Copper
Seat Trim Availability	●	●	○	●	●	○	○
Dashboard and Door Panel finish	'Carbon Effect'	'Carbon Effect' - ACTIVE PREMIUM + HYBRID 225 'Brumeo Fabric' - ALLURE PREMIUM +	'Brumeo Fabric'	'Grey Alcantara®'	'Grey Alcantara®'	'Dark Lime Wood'	'Dark Lime Wood'
Seat Upholstery Design & Trim Swatch							

PEUGEOT 3008 - Alloy Wheel Options

	ACTIVE PREMIUM +	ALLURE PREMIUM +	GT	GT PREMIUM		
18" 'Detroit' Storm Grey, Diamond Cut 225/55 R18 102 V - Michelin Primacy 4 Tyres	●	●	-	-		
18" 'Detroit' Gloss Black, Diamond Cut 225/55 R18 102 V - Michelin Primacy 4 Tyres	-	-	●	-	18" 'Detroit' Storm Grey Standard on ALLURE PREMIUM + & ALLURE PREMIUM +	
19" 'San Francisco' Matt Onyx Black, Diamond Cut 205/55 R19 97V Michelin Primacy 3 Slimline Tyres on PureTech & BlueHDi 225/50 R19 100V Michelin e-Primacy Tyres on HYBRID	-	-	-	●	18" 'Detroit' Gloss Black	
19" 'Washington' Onyx Black Gloss, Diamond Cut with Black Mist Varnish 205/55 R19 97V Michelin Primacy 3 Slimline Tyres PureTech & BlueHDi versions only in conjunction with optional 'Black Pack'	-	-	○ PureTech & BlueHDi	○ PureTech & BlueHDi		
19" 'San Francisco' Matt Onyx Black, Diamond Cut with Black Mist Varnish 225/50 R19 100V Michelin e-Primacy Tyres HYBRID versions only in conjunction with optional 'Black Pack'	-	-	○ HYBRID	○ HYBRID	19" 'San Francisco' Standard on GT PREMIUM	
'18" 'Los Angeles' Brilliant Grey, Diamond Cut 225/55 R18 102V Goodyear Tyres In conjunction with optional Advanced Grip Control	○	○	○	○		
					18" 'Los Angeles' Optional with Advanced Grip Control	
					19" 'Washington' Black Mist Optional with 'Black Pack'	19" 'San Francisco' Black Mist Optional with 'Black Pack'

For further information visit our website at peugeot.co.uk or contact your local PEUGEOT Retailer.

PEUGEOT 3008 - Equipment

Standard	●
Optional	○
Unavailable	-

	ACTIVE PREMIUM +	ALLURE PREMIUM +	GT	GT PREMIUM
SAFETY AND SECURITY				
ABS (Anti-lock Braking System) with REF (Electronic Braking Distribution) and AFU (Emergency Braking Assistance)	●	●	●	●
Acoustic Vehicle Alerting System (AVAS) - Generates a sound when travelling at low speed, audible outside the vehicle for pedestrian safety. HYBRID versions only	●	●	●	●
Airbags: Adaptive driver and front passenger airbags (includes passenger airbag deactivation function)	●	●	●	●
Airbags: Driver and front passenger side airbag	●	●	●	●
Airbags: Front and rear curtain airbags	●	●	●	●
Alarm (perimetric, volumetric with lift and tilt sensor)	●	●	●	●
Automatic door locking when moving off	●	●	●	●
Automatic hazard light activation upon heavy brake application	●	●	●	●
Cabin pre-conditioning - heating / cooling of cabin to 21°C, via My PEUGEOT App - HYBRID versions only	●	●	●	●
Charging - 3.7kW Monophase on board charger & Mode 3 Type 2 cable for wallbox. - HYBRID versions only	●	●	●	●
Charging - Deferred charging option, configurable in car or via My PEUGEOT App - HYBRID versions only	●	●	●	●
Cruise Control - Programmable, and Speed Limiter with Intelligent Speed Adaption (ISA)	●	●	●	●
Cruise Control - (ACC - Adaptive Cruise Control) Manual versions	-	-	●	-
Cruise Control - (ACC Stop - Adaptive Cruise Control with stop function) EAT8 Automatic & HYBRID versions	-	-	●	●
Driving Time Warning - (DAA1)	●	●	●	●
Dynamic Stability Control (DSC) and Electronic Anti-Skid System (ASR)	●	●	●	●
Electric child locking functionality on rear windows and doors	●	●	●	●
Electronic code immobiliser	●	●	●	●
Exterior temperature indicator with ice warning	●	●	●	●
Front optimised safety headrests and rear retractable headrests (x3), height-adjustable.	●	●	●	●
Front three-point retractable seatbelts, height-adjustable, with pre-tensioners and force limiters	●	●	●	●
Front ventilated disc brakes, rear disc brakes	●	●	●	●
Gear Shift Indicator	●	●	●	●
Headlights left on audible warning	●	●	●	●
Horn - Single Tone	●	-	-	-
Horn - Two tone	-	●	●	●
Isofix child seat fittings (x3) - front passenger and outer rear seats	●	●	●	●
Lane departure warning system	●	●	●	●
Lane Positioning Assist (LPA) - EAT8 Automatic & HYBRID Versions only	-	-	●	●
Night Vision - Not available on GT 6-speed manual versions	-	-	○	○
PEUGEOT Connect SOS and Assistance	●*	●*	●*	●*
* Standard on HYBRID versions and GT / GT Premium trims				
Rear three-point retractable seatbelts (x3), with pre-tensioners and force limiters in the outer rear seats	●	●	●	●
Safety Pack: Advanced Emergency Braking System (V-AEB with video camera)	●	●	●	●
Safety Pack: Front Collision Warning (FCW)	●	●	●	●
Safety Plus Pack: Blind Spot Monitoring/Detection (BSD)	-	-	-	●
Safety Plus Pack: Lane Keeping Assistance (LKA)	●	●	●	●
Safety Plus Pack: Driver Attention Alert Level 3 (DAA3)	-	●	●	●
Safety Plus Pack: PEUGEOT Smartbeam Assistance	-	●	●	●
Seatbelt not fastened audible and visual alert for front seats	●	●	●	●
Seatbelt unfastened on the move audible and visual alert for front and rear seats	●	●	●	●
Self levelling headlights	-	-	●	●
Sign Recognition - Extended Traffic Sign Recognition (ETSR)	●	●	●	●
Speed limit recognition and recommendation	●	●	●	●
Tyre repair & inflation kit	●	●	●	●
Space Saver Spare Wheel & Tools (PEUGEOT Retailer Accessory)	○	○	○	○
COMFORT AND CONVENIENCE				
Automatic dual zone climate control	●	●	●	●
Central front armrest with butterfly-wing opening and illuminated storage compartment	●	●	●	●
Electric door mirrors with auto dipping function in reverse gear	-	-	-	●
Electric parking brake (includes hill assist)	●	●	●	●
Electric power steering with reach and rake adjustable steering column	●	●	●	●

	ACTIVE PREMIUM +	ALLURE PREMIUM +	GT	GT PREMIUM
COMFORT & CONVENIENCE (continued)				
Front central console with two cup-holders	●	●	●	●
Front interior light with reading spotlights (x2) and rear interior light with timer	●	●	●	●
Front windscreen wiper with "Magic Wash" cleaning system	●	●	●	●
Grab handles (x4), retractable, damped	●	●	●	●
Heated rear windscreen with integrated radio antenna	●	●	●	●
Illuminated glove box, central storage area and load area	●	●	●	●
Illuminated vanity mirrors	-	●	●	●
LED interior lighting (roof)	-	●	●	●
Map pockets on front seat backs	●	●	●	●
Height-adjustable driver & passenger seats	●	●	●	●
Multifunction trip computer	●	●	●	●
PEUGEOT i-Cockpit*	●	●	●	●
PEUGEOT i-Cockpit*: configurable 12.3" head-up digital instrument panel	●	●	●	●
PEUGEOT i-Cockpit*: 8.0" Capacitive Touchscreen (ACTIVE PREMIUM + Petrol & Diesel versions)	●	-	-	-
PEUGEOT i-Cockpit*: 10.0" High Definition Capacitive Touchscreen & 3D Connected Navigation (Optional on Active Premium + Petrol & Diesel versions, standard on Active Premium + Hybrid225)	○/●	●	●	●
PEUGEOT i-Cockpit*: compact sports steering wheel	●	●	●	●
One-touch electric front and rear windows with pinch protection	●	●	●	●
Parking sensors - front & rear	-	-	-	●
PEUGEOT Keyless Push Button Start	●	●	●	●
PEUGEOT Open and Go (keyless entry and keyless push button start)	-	●	●	●
Reading spotlights (x2), in rear	●	●	●	●
Rear armrest with ski flap and two cup holders	-	●	●	●
Rear centre console ventilation system	●	●	●	●
Rear coat hooks (x2)	●	●	●	●
Rear windscreen wiper triggered automatically in reverse gear	●	●	●	●
Remote central locking (two remotes)	●	●	●	●
Reversing Camera - 180° Colour Reversing Camera	●	●	●	●
Tinted Windows - Dark Tinted rear side and tailgate windows	●	●	●	●
Two-position boot floor (Fixed boot floor with access to the charging cable storage box on HYBRID versions)	●	●	●	●
Visio Park 2: 360° Colour camera system (Front & Rear) + automated parking assistance	-	-	-	●
1/3 - 2/3 folding rear seat ("Magic Flat" modularity with boot accessible controls, excluding HYBRID versions).	-	●	●	●
INTERIOR FEATURES				
Aikinite contrast stitching to armrest, gear lever gaiter and dashboard facia	-	-	●	●
Blue ambient lighting for connecting zone	●	●	●	●
Blue ambient lighting to head-up instrument panel	●	●	●	●
Blue ambient lighting to front door panels	-	●	-	-
Blue ambient lighting to front door panels and central cup-holders	-	-	●	●
Dashboard, front and rear door panel finish: 'Carbon Effect'	●	-	-	-
Dashboard, front and rear door panel finish: 'Brumeo' fabric	-	●	-	-
Dashboard, front and rear door panel finish: 'Grey Alcantara®'	-	-	●	●
Dashboard, front and rear door panel finish: 'Dark Lime Wood' (Only with Red Nappa Leather on GT)	-	-	○	○
Flocked front door pocket interior with blue ambient lighting	-	-	●	●
Flocked glove box interior	●	●	●	●
Floor mats - Mistral Black with Aikinite contrast stitching	-	-	●	●
Leather Steering Wheel	●	●	-	-
Leather steering wheel - full-grain perforated with Aikinite stitch detail and satin chrome 'GT' emblem	-	-	-	-
Mode selector (Eco, Normal, Sport) - excluding HYBRID versions	●	●	●	●
Mode selector (Electric, Hybrid, Sport) - HYBRID 225 versions	●	●	●	●
Mode selector (Electric, Hybrid, Sport, 4WD) & Hill Assist Descent Control - HYBRID4 300 versions	-	●	●	●

Due to the ongoing worldwide shortage of components affecting all industries, specification on vehicles may vary. This could include but not limited to items such as Parking Sensors, Wireless Charging Plate, and Smart Electric Tailgate. Please contact your Retailer for the latest information.

		1.2L PureTech 130 S65 6-speed manual	1.2L PureTech 130 EAT8 S65 8-speed Efficient Automatic Transmission	1.5L BlueHdi 130 S65 6-speed manual	1.5L BlueHdi 130 EAT8 S65 8-speed Efficient Automatic Transmission	
DRIVETRAIN	Fuel type	Petrol	Petrol	Diesel	Diesel	
	Stop and Start functionality	●	●	●	●	
	Cubic capacity (cc)	1199	1199	1499	1499	
	Maximum power hp (Kw)	131 (96) @5500	131 (96) @5500	131 (96) @3750	131 (96) @3750	
	Maximum torque lb/ft (Nm)	170 (230) @ 1750	170 (230) @ 1750	221 (300) @ 1750	221 (300) @ 1750	
	6 speed manual	●		●		
	8 speed automatic		●		●	
BRAKES	Front and rear discs	Front: Ventilated disc brakes with sliding caliper and automatic wear adjustment / Rear: Sliding caliper disc brakes				
SUSPENSION AND TYRES	Front suspension	Independent wheels - Pseudo-Mac Pherson axle, coil springs and integrated and pressurised hydraulic shock absorbers				
	Rear suspension	Semi-independent wheels - Twist beam axle, hydraulic and pressurised shock absorbers				
	Size - 18" tyres	225/55 R18 102 V - Michelin Primacy 4				
	Size - 19" 'Tall & Narrow' tyres	205/55 R19 97V Michelin Primacy 3				
	Tyre inflation kit	●	●	●	●	
FUEL	Capacity (litres)	53				
REGULATED EMISSIONS	Carbon monoxide (mg/km)	514.4	435.1	51.5	54.9	
	Total hydrocarbons (mg/km)	26.6	24.4	-	-	
	Nitrogen Oxides (mg/km)	50.7	29.7	41.1	26.7	
	Total Hydrocarbons + Nitrogen Oxides (mg/km)	-	-	45.4	29.4	
	Particulate Matter (mg/km)	0.43	0.83	0.48	0.32	
FUEL CONSUMPTION, EMISSIONS and PERFORMANCE (driver only)	Maximum speed (mph)	117		119		
		117		117		
	Acceleration 0-62 mph (driver only) (sec)	9.5		9.7		
		9.5		9.7		
	WLTP V. Low / V. High Fuel Consumption	Fuel Consumption: Low MPG (litres/100km) ^	36.0 - 41.1 (6.9 - 7.9)		32.2 - 37.3 (7.6 - 8.8)	
		Fuel Consumption: Medium MPG (litres/100km) ^^	42.0 - 50.1 (5.6 - 6.7)		39.7 - 47.1 (6.0 - 7.1)	
		Fuel Consumption: High MPG (litres/100km) ^^^	45.4 - 56.0 (5.0 - 6.2)		45.2 - 54.6 (5.2 - 6.2)	
		Fuel Consumption: Extra High MPG (litres/100km) ^*	36.7 - 45.1 (6.3 - 7.7)		35.5 - 44.2 (6.4 - 8.0)	
		Fuel Consumption: Combined MPG (litres/100km) ^^^	40.0 - 48.3 (5.8 - 7.1)		38.3 - 46.4 (6.1 - 7.4)	
		Regulated Emission Standard	Euro 6d-ISC-FCM (RDE Step 2)		Euro 6d-ISC-FCM (RDE Step 2)	
WLTP Low / High	Carbon Dioxide (CO2) emissions Combined (g/km)	132 - 160		138 - 167		
VEHICLE WEIGHT INFORMATION (KG)	Gross vehicle weight	1910		1940		
	Mass in service	1471		1478		
	Kerb weight	1320		1320		
	Gross train weight	3310		3340		
	Maximum braked trailer weight	1400		1400		
	Maximum tow ball weight	70		70		
INSURANCE GROUPS	ACTIVE PREMIUM +	22E		22E		
	ALLURE PREMIUM +	22E		22E		
	GT	22E		22E		
	GT PREMIUM	-		-		
			22E		22E	

The fuel consumption or electric range achieved, and CO₂ produced (where applicable), in real world conditions will depend upon a number of factors including, but not limited to: the accessories fitted (pre and post registration); the starting charge of the battery; variations in weather; driving styles and vehicle load. The WLTP (Worldwide Harmonised Light Vehicles Test Procedure) is used to measure fuel consumption, electric range and CO₂ figures.

Figures shown are for comparison purposes and should only be compared to the fuel consumption, electric range and CO₂ values of other cars tested to the same technical standard.

^ 'LOW': Low speed city driving, representative of city centre driving, maximum 35mph.

^^ 'MEDIUM': Medium speed town driving, representative of town or suburban driving, maximum 50mph.

^^^ 'HIGH': High speed rural driving, representative of A-road or dual carriageway driving, maximum 60mph.

^* 'EXTRA HIGH': Extra High speed motorway driving, representative of a typical European motorway, maximum 81mph.

^^^ 'COMBINED': A mixed journey average of all elements

Figures quoted reflect a range of configurations (including non-UK market vehicles) and are subject to changes resulting from ongoing product development, range evolutions, testing and evaluations.

		HYBRID 225 e-EAT8 8-speed Efficient Automatic Transmission	HYBRID 300 e-EAT8 8-speed Efficient Automatic Transmission
PETROL ENGINE	Cubic capacity (cc)	1598	
	Maximum power hp (kW)	181 (133) @ 6000	200 (147) @ 6000
	Maximum torque lb/ft (Nm)	221 (300) @ 3000	
	Stop and Start functionality	-	
	Regulated Emission Standard	EURO 6d-ISC (RDE Step 2)	
	Injection Type	Direct	
	Service Interval	20,000 miles or 1 year	
ELECTRIC MOTOR	Electric motor (integrated with the e-EAT8 gearbox)	1 at the front	1 at the front / 1 at the rear
	Maximum power hp (kW)	110 (81) @ 2500	110 (81) @ 2500 (front) 113 (83) @ 14000 (rear)
	Maximum torque lb/ft (Nm)	236 (320) @ 500 - 2500	236 (320) @ 500 - 2500 (front) 122 (166) @ 0 - 4760 (rear)
	Battery	Li-ion	
	Battery Capacity (kWh) / Battery Power (kW)	13.2 / 90	
	Usable Battery Capacity (kWh)	10.4	
	Battery Warranty	8 year traction battery warranty	
	Electric Range (Combined) miles (Very High Consumption - Very Low Consumption)	33 - 39	34 - 40
	Charging Time from 0 to 100% - Standard cable (Mode 3 Type 2)	3hr 45 mins	
	Charging Time from 0 to 100% - Optional on board charger	1hr 45 mins	
	On Board Charger (kW)	3.7kW fitted as standard (Optional 7.4kW charger available as a factory fitted option)	
COMBINED PERFORMANCE	Combined Maximum power hp (kW)	225 (165)	300 (221)
	Combined Maximum torque lb/ft (Nm)	266 (360)	383 (520)
TRANSMISSION	Type	Automatic, Front wheel drive	Automatic, 4 Wheel Drive 4WD available up to 84 mph
	Number of gears	8	8
VEHICLE WEIGHT INFORMATION (KG)	Gross vehicle weight	2270	2330
	Mass in service	1888	1966
	Kerb weight	1760	1840
	Gross train weight	3520	3580
	Maximum braked trailer weight	1250	1250
	Maximum tow ball weight	64	64
	Maximum speed in Sport mode / Electric (mph)	140 / 84	149 / 84
PERFORMANCE INFORMATION (driver only)	Acceleration 0-62 mph (driver only) (sec)	8.9	6.1
FUEL CONSUMPTION AND EMISSIONS	WLTP V.LOW / V.HIGH	Fuel Consumption: Combined MPG (litres/100km) ^^^	
		157.2 - 222.3 (1.3 - 1.8)	166.2 - 235.4 (1.2 - 1.7)
FUEL	Carbon Dioxide (CO2) emissions Combined (g/km) - WLTP	29 - 41	28 - 39
	Capacity (litres)	43	
REGULATED EMISSIONS	Carbon monoxide (mg/km)	459.7	587.7
	Total hydrocarbons (mg/km)	14.7	17.9
	Nitrogen Oxides (mg/km)	15.5	23.7
	Total Hydrocarbons + Nitrogen Oxides (mg/km)	-	-
	Particulate Matter (mg/km)	1.17	0.21
BRAKES	Front and rear discs	Front: Ventilated disc brakes with sliding caliper and automatic wear adjustment / Rear: Sliding caliper disc brakes	
SUSPENSION AND TYRES	Front suspension	Independent wheels - Pseudo-Mac Pherson axle, coil springs and integrated and pressurised hydraulic shock absorbers	
	Rear suspension	Semi-independent wheels - Multi-arm rear suspension, hydraulic and pressurised shock absorbers	
	Size - 18" tyres	225/55 R18 102 V - Michelin Primacy 4	
	Size - 19" tyres	225/50 R19 100 V Michelin e-Primacy	
	Tyre inflation kit	●	
INSURANCE GROUPS	ACTIVE PREMIUM +	30E	-
	ALLURE PREMIUM +	30E	38E
	GT	30E	38E
	GT PREMIUM	31E	38E

The fuel consumption or electric range achieved, and CO₂ produced (where applicable), in real world conditions will depend upon a number of factors including, but not limited to: the accessories fitted (pre and post registration); the starting charge of the battery; variations in weather; driving styles and vehicle load. The WLTP (Worldwide Harmonised Light Vehicles Test Procedure) is used to measure fuel consumption, electric range and CO₂ figures. Figures shown are for comparison purposes and should only be compared to the fuel consumption, electric range and CO₂ values of other cars tested to the same technical standard.

^ 'LOW': Low speed city driving, representative of city centre driving, maximum 35mph.

^^ 'MEDIUM': Medium speed town driving, representative of town or suburban driving, maximum 50mph.

^^^ 'HIGH': High speed rural driving, representative of A-road or dual carriageway driving, maximum 60mph.

^^ 'EXTRA HIGH': Extra High speed motorway driving, representative of a typical European motorway, maximum 81mph.

^^^ 'COMBINED': A mixed journey average of all elements

Figures quoted reflect a range of configurations (including non-UK market vehicles) and are subject to changes resulting from ongoing product development, range evolutions, testing and evaluations.



All PEUGEOT models equipped with BlueHDi engine technology are fitted with SCR technology (Selective Catalytic Reduction) and particulate filtration to treat exhaust gases.

How Does the Process Work?

The process specifically targets the pollutants of diesel combustion, removing hydrocarbons and carbon monoxide, reducing nitrogen oxides by up to 90% and eliminating 99.9% of particulates.

This occurs during a three stage process:

- Stage One - the oxidation catalytic converter eliminates the hydrocarbons (HC) and the carbon monoxide (CO), transforming them into water (H₂O) and carbon dioxide (CO₂)
- Stage Two - the SCR (Selective Catalytic Reduction) transforms the nitrogen oxides (NO_x) into water (H₂O) and nitrogen (N₂), which is the main constituent of air (78%), due to the addition of AdBlue® (mixture of urea and water)
- Stage Three - the Particulate Emission Filter eliminates 99.9% of the particulates by number, leaving just harmless water (H₂O) and nitrogen (N₂) gases to be emitted from the exhaust






To allow treatment of nitrogen oxides (NO_x) emissions, PEUGEOT passenger cars powered by BlueHDi engine technology are fitted with a separate AdBlue® tank to hold the solution. In most instances this tank is around 17 litres in size. AdBlue® like fuel and screenwash is treated as a consumable and must be kept regularly topped up. Various factors can affect consumption of AdBlue® including but not limited to driving style, weight carried in the vehicle and environmental factors.

PEUGEOT Model	AdBlue® Tank Size	Tank Location	Top Up Required
3008	17 litres	Drivers side, under fuel filler cap	Around 3,500 miles / after 7 fuel fill-ups

Topping Up AdBlue®

To prevent your PEUGEOT running out of the AdBlue® additive the car is fitted with a low level detection facility, just as would be the case with fuel. A series of notifications are available but where the AdBlue® range exceeds 1,500 miles (2,400 km), no information range is automatically displayed.

- 
 • Remaining range between 1,500 and 500 miles (2,400 and 800 km): When switching on the ignition, the orange warning lamp (as shown on the left) comes on for about thirty seconds, accompanied by the display of a message ("Top up AdBlue: Starting prevented in x miles/km") indicating the remaining range expressed in miles or kilometres. The reserve level has been reached; it is recommended that you top up as soon as possible
- 
 • Remaining range between 500 and 62 miles (800 and 100 km): When switching on the ignition, this warning lamp comes on, accompanied by an audible signal (1 beep) and the display of a message (e.g. "Top up AdBlue: Starting impossible in x miles") indicating the remaining range expressed in miles or kilometres. When driving, the audible signal and the message display are triggered every 62 miles (100 km) until the level is topped up. It is essential to top up as soon as possible and before the tank is completely empty; otherwise it will not be possible to restart the engine after the next stop
- 
 • Remaining range less than 60 miles (100 km): When driving, the audible signal and the message display are triggered every 6 miles (10 km) until the AdBlue tank is topped up. It is essential to top up as soon as possible and before the tank is completely empty; otherwise it will not be possible to restart the engine after the next stop.

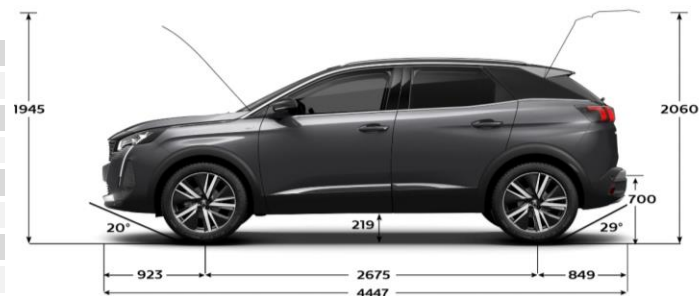
Important Points

- If your vehicle's AdBlue® tank is completely empty – which is confirmed by the alert messages and the impossibility of starting the engine - you must add at least 5 litres of AdBlue® solution
- Never pour AdBlue® into the Diesel fuel tank
- If any AdBlue® is splashed, or if there are any spillages on the side of the body, rinse immediately with cold water or wipe with a damp cloth
- If the fluid has crystallised, clean it off using a sponge and hot water
- Keep AdBlue® out of the reach of children, in its original container
- Never store AdBlue® containers in your vehicle
- Use only AdBlue® fluid that meets the ISO 22241 standard
- Never transfer AdBlue® to another container: it would lose its purity
- Never dilute AdBlue® with water
- Important: in the event of a top-up after an AdBlue® breakdown, you must wait about five minutes before switching on the ignition, without opening the driver's door, unlocking the vehicle or bringing the electronic key into the passenger compartment.



EXTERNAL DIMENSIONS

Length (mm)	4,447
Width (mm) excluding mirrors	1,841
Height without / with roof rails (mm)	1,620 / 1,624
Wheelbase (mm)	2,675
Front / rear overhang (mm)	923 / 849
Front / rear track width (mm)	1,579 - 1,601 / 1,587 - 1,610
Approach / departure angles (degree)	20° / 29°
Ground clearance (mm)	219
Turning circle between pavements (m)	10.67

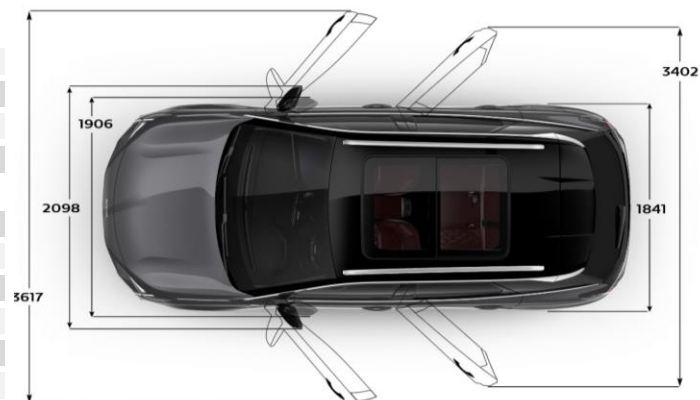


(mm)

A	746
B	587
C1	816
C2	1706
D	889
E	919
E1	1053
E2	609
E3	821
F	915
G	912
H	612
I	554
J	1451
K	1493
L	1422
M	1484
N	240

EXTERNAL DIMENSIONS FOR PARKING

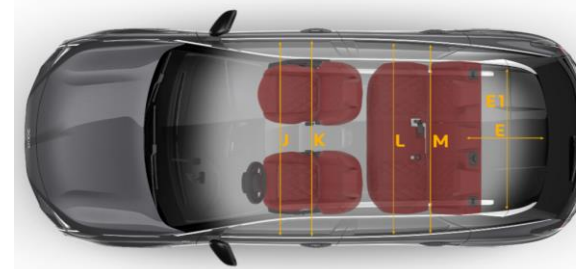
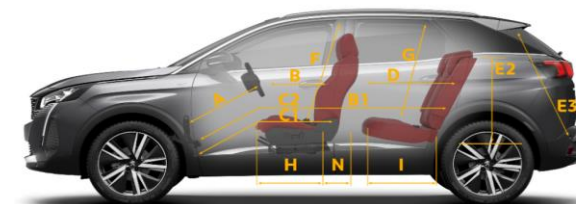
Width with front / rear doors open (mm)	3,617 / 3,402
Width with door mirrors open / folded (mm)	2,098 / 1,906
Height with bonnet open (mm)	1,945
Height with boot open (mm)	2,060


INTERNAL DIMENSIONS

Number of seats	5
Front / rear elbow room (mm)	1,493 / 1,484
Front / rear shoulder room (mm)	1,451 / 1,422
Front / rear head room (mm) ⁽¹⁾	915 / 912 (847 / 843)
Distance between front seat back and front pedals (mm)	816
Distance between rear seat back and front seat back (mm)	889

BOOT, STORAGE & FUEL TANK

Length with rear seat back up (mm)	919
Maximum loading length (mm)	3 005
Width between wheel housings (mm)	1 053
Height under parcel shelf / head room (mm) ⁽²⁾⁽¹⁾	609 / 974 (871)
Opening of boot, height / width (mm)	821 / 998
Min. boot volume (dm ³ VDA 210) ⁽³⁾	520 / 395 (HYBRID)
Max. boot volume (dm ³ VDA 214) ⁽⁵⁾	1 482 / 1 357 (HYBRID)
Total volume of storage areas in the passenger compartment (litres)	32
Boot storage box for charging cable (litres)	25
Fuel tank capacity (litres)	53 / 43 (HYBRID)



(1) Value in brackets: with optional panoramic opening glass roof

(2) Adjustable boot floor in low position

 (3) Measured according to VDA method using parallelepipeds of 200x100x50 mm
 The boot volume is reduced if the spare wheel option is taken

PEUGEOT offer two levels of Service Contract:**PEUGEOT Service Plans****What's included:**

- PEUGEOT Service Plans offer complete assurance that all your servicing costs will be completely covered for the duration of the plan
- We offer PEUGEOT Service Plans for up to five years with many mileage options
- One-off up front or monthly direct debit payment options available
- All packages are affordable and inflation proof, which means they will remain at a fixed cost for the duration of the plan.

Monthly price examples*:

36 Months / 30,000 Miles	48 Months / 40,000 Miles	60 Months / 50,000 Miles
£16.28 per month	£20.30 per month	£20.00 per month

* Price examples based on an annual mileage of 10,000 per annum

A PEUGEOT Service Plan can be purchased up to 12 months after registration date. The prices quoted above are indicative, for a bespoke quote please contact your local PEUGEOT Dealer. If the plan is taken out after the date of registration an additional payment will be required to cover this starting period. Any normal wear and tear maintenance work such as replacement of tyres, brake pads, brake discs, clutches, shock absorbers, wipers, batteries, bulbs, silencer, exhausts and windscreens are excluded.

Servicing must be carried out by a PEUGEOT Authorised Repairer in the UK. PEUGEOT Motor Company reserve the right to change, amend or withdraw this product at any time.

Extended PEUGEOT Assistance***What's included: Extension of your PEUGEOT Assistance Cover**

- Offers you the opportunity to extend PEUGEOT Assistance up to a further two years
- Cover includes:
 - PEUGEOT Assistance from Home
 - PEUGEOT Roadside Assistance
 - PEUGEOT Recovery
 - PEUGEOT Onward Travel
 - PEUGEOT European Cover

* Excludes non-vehicle induced faults

To find out about extending your PEUGEOT Assistance cover, call 0800 294 0294

Manufacturers Recommended Retail Price On The Road

The On the Road MRRP featured includes the following from April 2022:

Tax band	CO ₂ (g/km)	First Year VED	First Year VED Alternative Fuel	Annual Tax Petrol & Diesel	Annual Tax Alternative Fuel	First Reg fee	Delivery Charge	VAT @ 20% on Delivery	Total OTR Costs Petrol & Diesel	Total OTR Costs Alternative Fuel
A	0	£0.00	£0.00	£0.00	£0.00	£55.00	£625.00	£125.00	£805.00	£805.00
B	1-50	£10.00	£0.00	£165.00	£155.00	£55.00	£625.00	£125.00	£815.00	£805.00
C	51-75	£25.00	£15.00	£165.00	£155.00	£55.00	£625.00	£125.00	£830.00	£820.00
D	76-90	£120.00	£110.00	£165.00	£155.00	£55.00	£625.00	£125.00	£925.00	£915.00
E	91-100	£150.00	£140.00	£165.00	£155.00	£55.00	£625.00	£125.00	£955.00	£945.00
F	101-110	£170.00	£160.00	£165.00	£155.00	£55.00	£625.00	£125.00	£975.00	£965.00
G	111-130	£190.00	£180.00	£165.00	£155.00	£55.00	£625.00	£125.00	£995.00	£985.00
H	131-150	£230.00	£220.00	£165.00	£155.00	£55.00	£625.00	£125.00	£1,035.00	£1,025.00
I	151-170	£585.00	£575.00	£165.00	£155.00	£55.00	£625.00	£125.00	£1,390.00	£1,380.00
J	171-190	£945.00	£935.00	£165.00	£155.00	£55.00	£625.00	£125.00	£1,750.00	£1,740.00
K	191-225	£1,420.00	£1,410.00	£165.00	£155.00	£55.00	£625.00	£125.00	£2,225.00	£2,215.00
L	226-255	£2,015.00	£2,005.00	£165.00	£155.00	£55.00	£625.00	£125.00	£2,820.00	£2,810.00
M	Over 255	£2,365.00	£2,355.00	£165.00	£155.00	£55.00	£625.00	£125.00	£3,170.00	£3,160.00

VAT is calculated at 20%

VAT is not applicable to cars sold in the Channel Islands

Cars with a list price over £40,000 at first registration will pay an additional rate of £355 per year on top of annual tax 'standard rate', for five years from the start of the second licence, before returning to the rates listed above. (List price includes all factory options but excludes first year VED and first registration fee)

PEUGEOT 3 Years of Warranty

All vehicles first registered in the UK and purchased from a UK PEUGEOT Retailer benefit from a PEUGEOT 2 year unlimited mileage manufacturer's warranty and a free optional additional 1 year of warranty provided by the PEUGEOT Retailer Network in the UK

The traction battery on HYBRID versions benefits from an 8 year/100,000 mile warranty to 70% of its original capacity

PEUGEOT Assistance

All new PEUGEOTs come with PEUGEOT Assistance, our breakdown assistance service.

PEUGEOT Assistance is available every minute of the day and night, 365 days of the year, for you and anyone else driving your PEUGEOT with your permission.

Full details are available at www.peugeot.co.uk

Terms and Conditions

All information and prices correct at time of publication, but are subject to change at any time without prior notice (which may occur as a result of matters including, but not limited to, any changes in legislation and/or any changes by the government).

It is our policy to continually improve our vehicles in every way. To avoid any misunderstandings you are advised to check with your PEUGEOT Retailer the prices, specification (including colour), equipment, accessories and equipment relating to any PEUGEOT vehicle and the exact cost and availability prior to ordering.

Where a feature is described as an option in this publication it should be assumed that it is at extra cost unless specifically stated otherwise.

Issued by Sales and Marketing, PEUGEOT Motor Company PLC, Pinley House, Sunbeam Way, Coventry CV3 1ND.

